



K63c

MECHANICAL GAMING KEYBOARD



User manual

Model:K63c


VER:V1.0

Thank you for purchasing Rii products. Rii is dedicated to development of digital life and make customers enjoy a fashion ,easy and convenient terminal experience. This mechanical keyboard has 87 anti-ghosting keys and 5 backlit status. It supports windows ,IOS, Linux, Android, UNIX and other Operation system. Multimedia FN+ shortcut functions make gaming more easier. Special Blue Switch make keys click lightly, flexible and durable, max to 50 millions click life.

Features

- Anti-ghosting 87 keys.
- Blue Switch , 50 millions times .
- Laser Etching & UV coating keycap.
- G1, G2, G3, G4 keycap & keycap puller.
- Aircraft-grade anodized Aluminum.
- The integrated cradle holds your phone, tablet.
- 5 Backlit status.
- 3 customizable macro LED.
- Multifunction shortcut keys.

Packing



Mechanical keyboard



Key Cap Puller



G1, G2, G3, G4
Removable Keycaps



User manual

System requirement

- Windows (PC with USB port)
- HID compatible device
- Mac OS
- Linux OS

LED Backlight

Backlight makes keys easy to see in dim light, even in dark room. The brightness and the flash frequency can be adjusted as well.

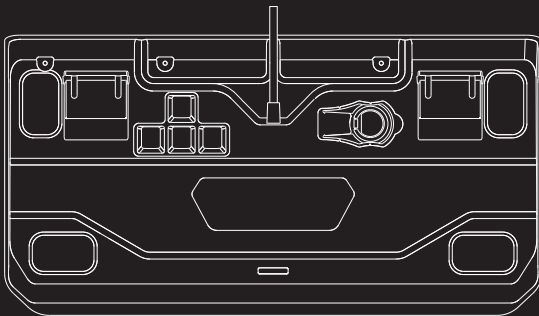

5 Backlit status as follow:

1. ON
2. Breathing light
3. One LED ON when press
4. Water ripple
5. Streamer

3 customizable Macro definition LED

1. Press "FN" + "ScrLk" into Macro mode
2. Press "FN" + "Pause", when the light on, starting into recording
3. Press any key you want to light up
4. Press "FN" + "Pause" to save

Quick Start



Function Short Keys

FN + **F1** = Home

FN + **F2** = Previous Track

FN + **F3** = Play/Pause

FN + **F4** = Next Track

FN + **F5** = Mute

FN + **F6** = Volume -

FN + **F7** = Volume +

FN + **F8** = Keyboard Lock

FN +  = WIN Lock

FN +  = Adjusting LED brightness

FN +  = Adjusting Flash Frequency

FN + **Esc** = ON/OFF LEDs

FN + **Print** = Light mode

FN + **Scroll** = Macro Play

FN + **Pause** = Macro Recording

FN + **Del** = Press 3S, all LEDs flash 3 times, Return to Factory Defaults

Specification

Size:358 x 188 x 45mm

Weight:1.25Kg

Operation temperature: $-10^{\circ}\text{C} \sim +55^{\circ}\text{C}$

Working voltage:5V

Working current:< 300mA

Sleep mode current:<500uA

Description for LED Indicators



LED1 LED2 LED3

LED1=Caps Lock indicator

Green LED indicator, lighted in capitalized status.

LED2=Scroll Lock indicator

Green LED indicator, lighted in Scroll Lock status.

LED3=Keyboard Lock indicator

Green LED indicator, lighted in Keyboard Lock status,

Press FN+F8 can be to unlock

Operating Guide

Take out gaming keyboard from package and insert the USB cable into your device's valid USB port. Wait for a moment, the PC will install keyboard's driver automatically. When all LED backlit turns on, that means the keyboard is ready for use.

Recycling



The disposal and recycling must be done as per local area or country regulation; we strive for continued research and development. Thus, we reserve the right to amend this user manual without prior notification.



1141 Budapest, Fogarasi út 77. Tel.:

*220-7940, 220-7814, 220-7959,
220-8881, 364-3428 Fax: 220-7940

Mobil: 30 531-5454, 30 939-9989

1095 Budapest, Mester u. 34.

Tel.: *218-5542, 215-9771, 215-7550,
216-7017, 216-7018 Fax: 218-5542

Mobil: 30 940-1970, HD 91 9-€JH€

www.delton.hu

E-mail: info@delton.hu Web: www.delton.hu